



SDP PRODUCT BREAKDOWN STRUCTURE

Document Number..... SKA-TEL-SDP-0000064
 Document Type..... DRE
 Revision..... 02C
 Author..... F.Graser,
 U.Badenhorst
 Date..... 2018-04-17
 Document Classification..... Unrestricted
 Status..... Draft

Name	Designation	Affiliation	Signature
Authored by:			
Ferdl Graser	SDP Systems Engineer	SKA SA	<i>Ferdl Graser</i> <small>Ferdl Graser (Apr 18, 2018)</small>
			Date: Apr 18, 2018
Owned by:			
			Date:
Approved by:			
Paul Alexander	SDP Project Lead	University of Cambridge	<i>Paul Alexander</i> <small>Paul Alexander (Apr 18, 2018)</small>
			Date: Apr 18, 2018
Released by:			
			Date:

DOCUMENT HISTORY

Revision	Date Of Issue	Engineering Change Number	Comments
02	2016-08-08	-	SDP Product Tree Diagram
03	2018-04-17	ECP-SDP-180001: SDP Document Update for Pre-CDR	SDP Product Breakdown Structure

DOCUMENT SOFTWARE

	Package	Version	Filename
Word processor	Google Docs		SKA-TEL-SKO-0000000-01_GenDocTemplate
Block diagrams			
Google docs Add-ons	Cross Reference Table of contents List of figures		Used for figure & table numbering and references. Used for heading numbering. Used to generate list of figures and tables

ORGANISATION DETAILS

Name	SKA Organisation
Registered Address	Jodrell Bank Observatory Lower Withington Macclesfield Cheshire SK11 9DL United Kingdom Registered in England & Wales Company Number: 07881918
Fax.	+44 (0)161 306 9600
Website	www.skatelescope.org

TABLE OF CONTENTS

1 Introduction	5
1.1 Purpose of the document	5
1.2 Scope of the document	5
2 References	5
2.1 Applicable documents	5
3 Product Breakdown Structure	6
3.1 List	6
3.2 Diagrams	9

LIST OF ABBREVIATIONS

FFT	Fast Fourier Transform
iFFT	Inverse Fast Fourier Transform
I/O	Input/Output
NIC	Network Interface Card
NIP	Non-Imaging Processing
PBS	Product Breakdown Structure
SDP	Science Data Processor
SKA	Square Kilometre Array
SKAO	SKA Project Office

1 Introduction

1.1 Purpose of the document

This document contains the Product Breakdown Structure (PBS) of the Science Data Processor (SDP) element of SKA1. The PBS contains the physical hardware and software elements of the SDP architecture [AD1].

1.2 Scope of the document

This document contains the SDP PBS in list and diagram format. To avoid duplication, refer to the SDP System-level Module Decomposition and Dependency View document for detailed descriptions of the SDP Software products (modules) [AD1] and refer to the SDP Hardware Decomposition View document [AD1] for detailed descriptions of the SDP Hardware products.

2 References

2.1 Applicable documents

The following documents are applicable to the extent stated herein. In the event of conflict between the contents of the applicable documents and this document, **the applicable documents** shall take precedence.

[AD1] SKA-TEL-SDP-0000013 SDP Architecture documentation, Rev4C

3 Product Breakdown Structure

3.1 List

- P.1 SDP Software
 - P.1.1 System Services
 - P.1.1.1 File System Interface
 - P.1.1.2 Operating System Interface
 - P.1.1.3 Logging Interface
 - P.1.1.4 Accelerator Interfaces
 - P.1.2 Platform Services
 - P.1.2.1 Storage Provisioning
 - P.1.2.2 Compute Provisioning
 - P.1.2.3 Logging and Health
 - P.1.2.4 Configuration & Coordination
 - P.1.2.5 Data Queues
 - P.1.2.6 Service Provisioning
 - P.1.3 Core Processing
 - P.1.3.1 Processing Components
 - P.1.3.1.1 Non-Imaging
 - P.1.3.1.2 Calibration
 - P.1.3.1.2.1 UV Arithmetic
 - P.1.3.1.2.2 UV Resampling
 - P.1.3.1.2.3 Phase Rotation
 - P.1.3.1.2.4 UV Flagging
 - P.1.3.1.2.5 Solution Flagging
 - P.1.3.1.2.6 Application
 - P.1.3.1.2.7 Solving
 - P.1.3.1.2.8 Solution Operations
 - P.1.3.1.2.9 Solution Resampling
 - P.1.3.1.3 Source Detection
 - P.1.3.1.3.1 Source finding
 - P.1.3.1.3.2 Source Estimation
 - P.1.3.1.3.3 Image Insertion
 - P.1.3.1.3.4 Visibility Predict
 - P.1.3.1.3.5 Fit Sky Component
 - P.1.3.1.4 Imaging
 - P.1.3.1.4.1 Image Arithmetic
 - P.1.3.1.4.2 Create Image
 - P.1.3.1.4.3 Gridding/De-Gridding
 - P.1.3.1.4.4 FFT/iFFT
 - P.1.3.1.4.5 Deconvolution
 - P.1.3.1.4.6 Re-projection
 - P.1.3.1.4.7 Pre-conditioning/Weighting
 - P.1.3.1.5 Processing Component Interface
 - P.1.3.2 Receive
 - P.1.4 Science Pipeline Workflows
 - P.1.5 Execution frameworks
 - P.1.5.1 Execution Framework Implementation
 - P.1.5.2 Processing Wrappers
 - P.1.5.2.1 Processing Component Wrapper

- P.1.5.2.2 Data Re-Distribution
 - P.1.5.2.3 Realtime & Queue I/O
 - P.1.5.2.4 Buffer I/O
 - P.1.6 Execution Control
 - P.1.6.1 Master Controller
 - P.1.6.2 Monitoring
 - P.1.6.3 Processing Controller
 - P.1.7 SDP Services
 - P.1.7.1 Product Preparation & Delivery
 - P.1.7.2 Quality Assessment
 - P.1.7.3 Buffer Management Services
 - P.1.7.4 Model Database Services
 - P.1.7.5 Long Term Storage
 - P.1.7.6 Data Queues Services
 - P.1.8 Data Models
 - P.1.8.1 Buffer Data Models
 - P.1.8.1.1 Visibilities
 - P.1.8.1.2 Calibration Solutions
 - P.1.8.1.3 Image, Grid
 - P.1.8.1.4 Convolution Kennels
 - P.1.8.1.5 Sky Data
 - P.1.8.1.6 NIP Data
 - P.1.8.2 Memory Data Models
 - P.1.8.2.1 Visibilities
 - P.1.8.2.2 Calibration Solutions
 - P.1.8.2.3 Image, Grid
 - P.1.8.2.4 Convolution Kernels
 - P.1.8.2.5 Sky model
 - P.1.8.2.6 NIP data
 - P.1.9 Execution Framework Interface
- P.2 SDP Hardware MID/LOW
 - P.2.1 SDP Compute Hardware
 - P.2.1.1 Compute Rack
 - P.2.1.1.1 Compute Rack Management Switch
 - P.2.1.1.2 Server
 - P.2.1.1.2.1 Latency optimized cores
 - P.2.1.1.2.2 Main memory
 - P.2.1.1.2.3 Throughput optimized cores
 - P.2.1.1.2.4 High Throughput Ethernet NIC
 - P.2.1.1.2.5 Low Latency network NIC
 - P.2.1.1.2.6 Out-of-band management unit (BMC)
 - P.2.1.1.2.7 Storage
 - P.2.1.1.2.7.1 Capacity Storage
 - P.2.1.1.2.7.2 Performance Storage
 - P.2.1.1.2.8 Management Network NIC
 - P.2.1.1.3 Compute Rack High Throughput Ethernet Switch
 - P.2.1.1.4 Compute Rack Low Latency Switch
 - P.2.1.1.5 Cabling
 - P.2.1.1.6 Racks Infrastructure
 - P.2.1.1.6.1 PDU
 - P.2.1.1.6.2 Bulk power supply

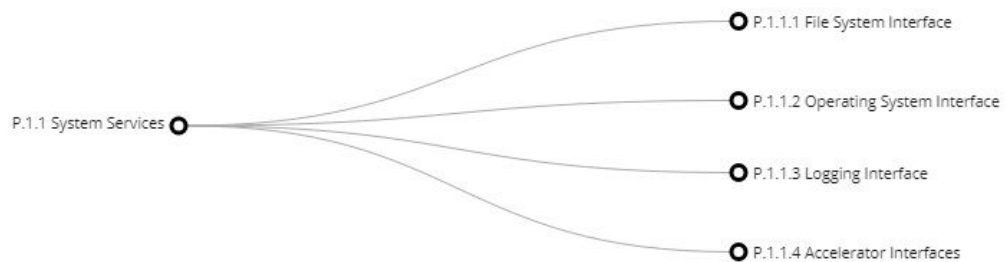
- P.2.1.1.6.3 Cable management
 - P.2.1.1.6.4 Local cooling (i.e. water cooled rack doors)
 - P.2.1.1.6.5 Rack
 - P.2.1.2 Interconnect System
 - P.2.1.2.1 Low Latency Network Core Switch
 - P.2.1.2.2 Management Network Core Switch
 - P.2.1.2.3 High Throughput Ethernet Core Switch
 - P.2.1.2.3.1 Pluggable optics
 - P.2.1.2.3.2 Fibre
 - P.2.1.2.3.3 Copper cabling
 - P.2.1.2.3.4 Patch panel
 - P.2.1.2.4 Edge Security
 - P.2.1.2.5 Interconnect System Rack
 - P.2.1.3 Inter-rack Infrastructure
 - P.2.1.3.1 Hot Aisle / Cold Aisle equipment (roofs, doors)
 - P.2.1.3.2 High capacity power equipment (cables, etc)
 - P.2.1.3.3 Liquid cooling equipment (hoses, etc)
 - P.2.1.3.4 Cross-rack cable management (trays, etc)
- P.2.2 SDP Preservation Hardware
 - P.2.2.1 Hierarchical Storage Management
 - P.2.2.2 Intermediate Storage
 - P.2.2.3 Long Term Storage

3.2 Diagrams

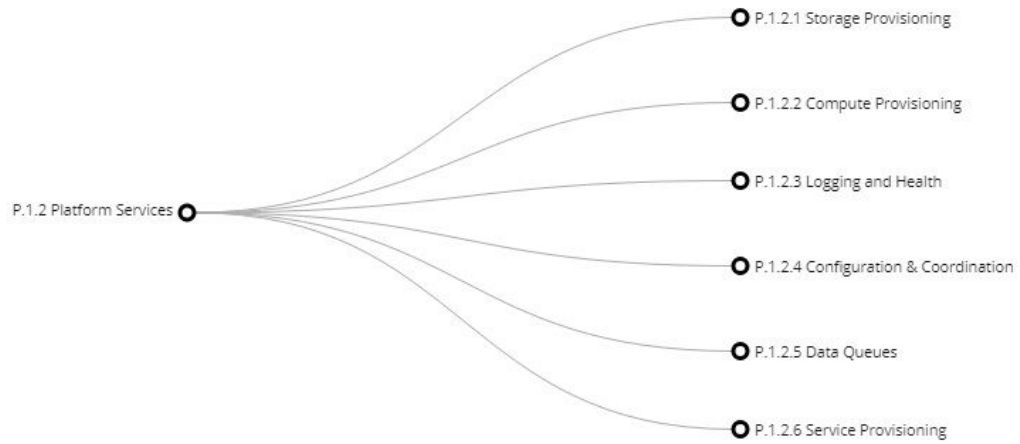
3.1.1 P Science Data Processor



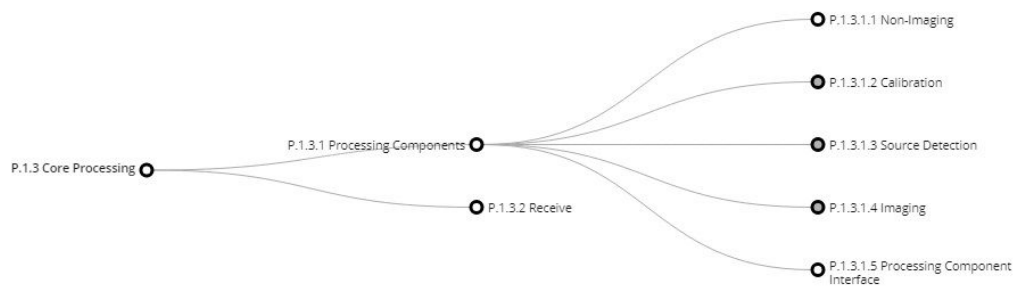
3.1.1.1 P1.1 System Services



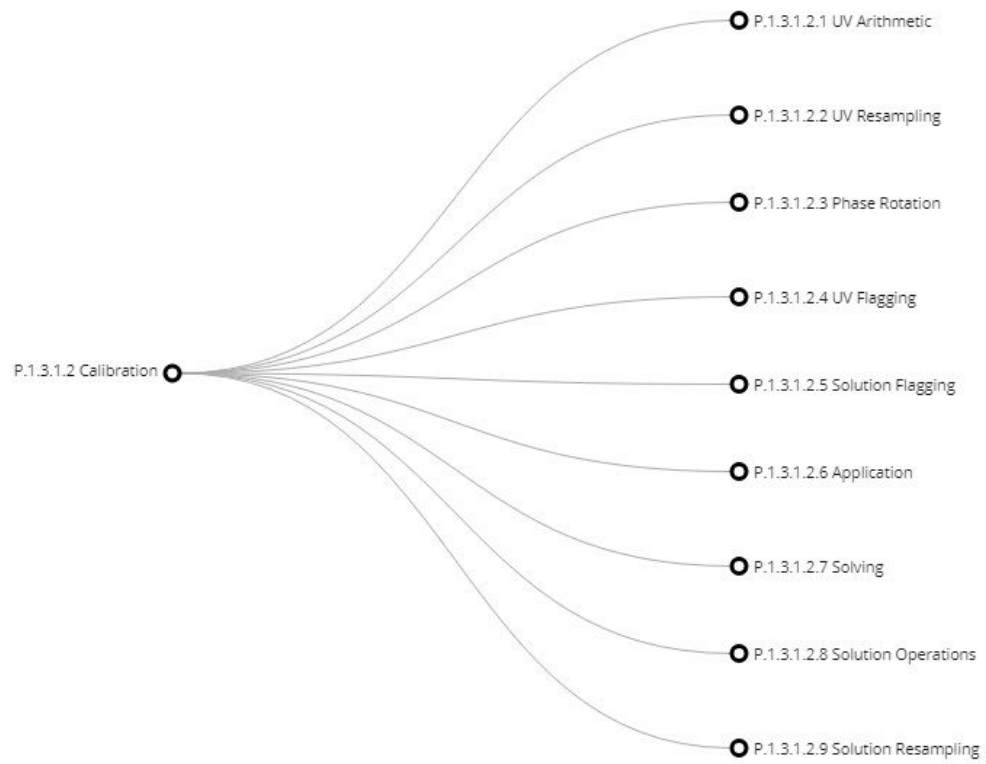
3.1.1.2 P.1.2 Platform Services



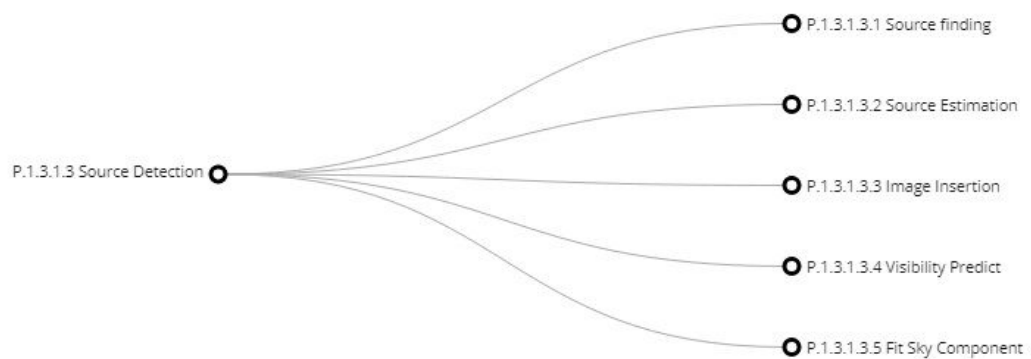
3.1.1.3 P.1.3 Core Processing



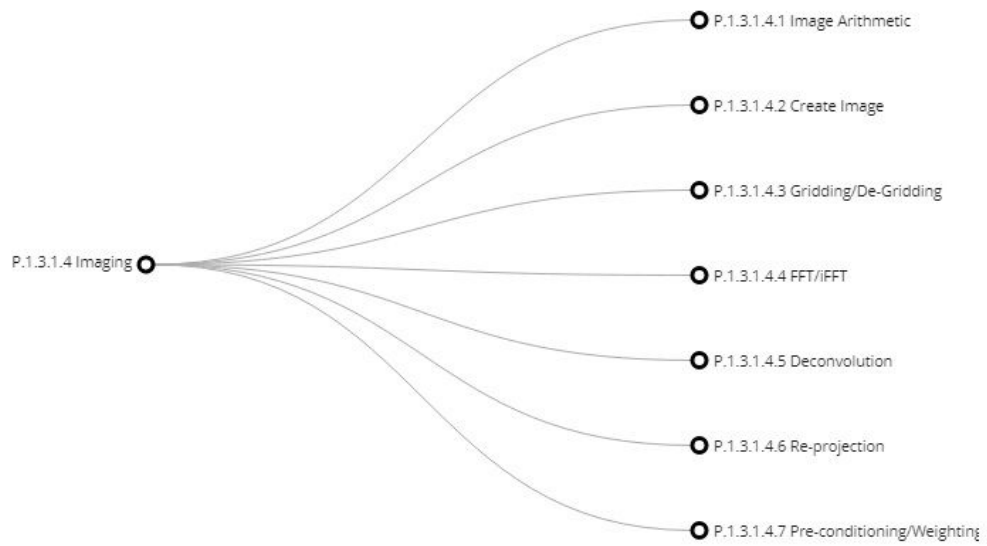
3.1.1.3.1 P.1.3.1.2 Calibration



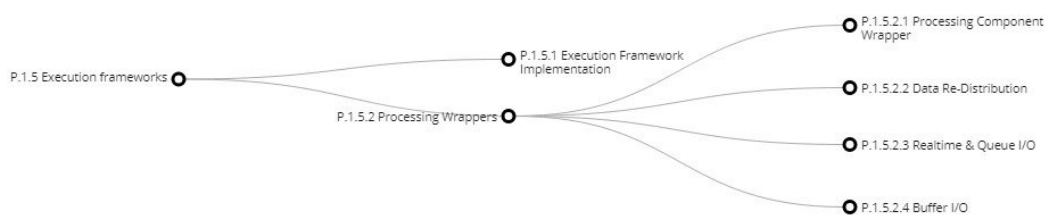
3.1.1.3.2 P.1.3.1.3 Source Detection



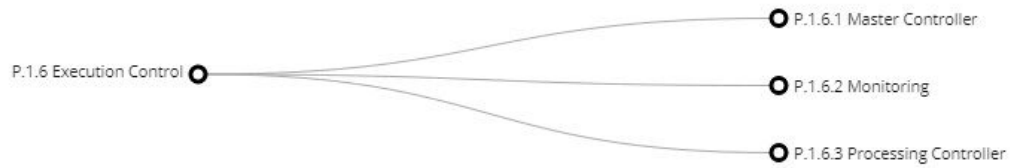
3.1.1.3.3 P1.3.1.4 Imaging



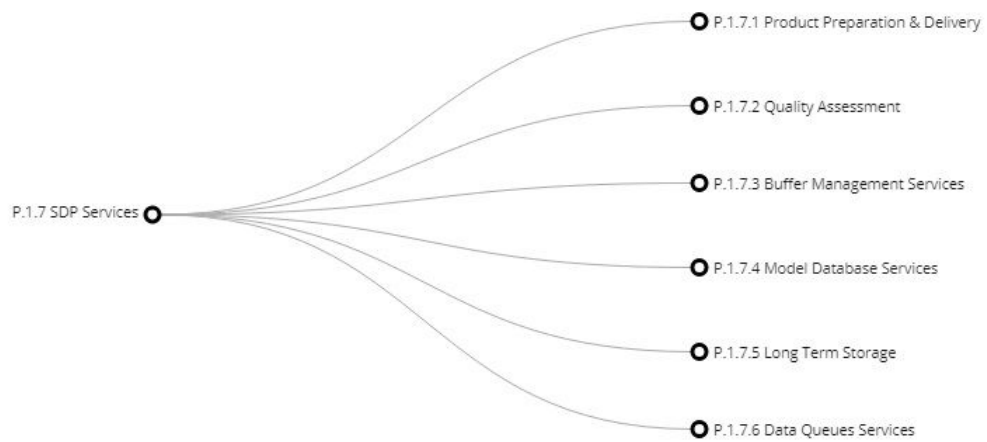
3.1.1.4 P.1.5 Execution frameworks



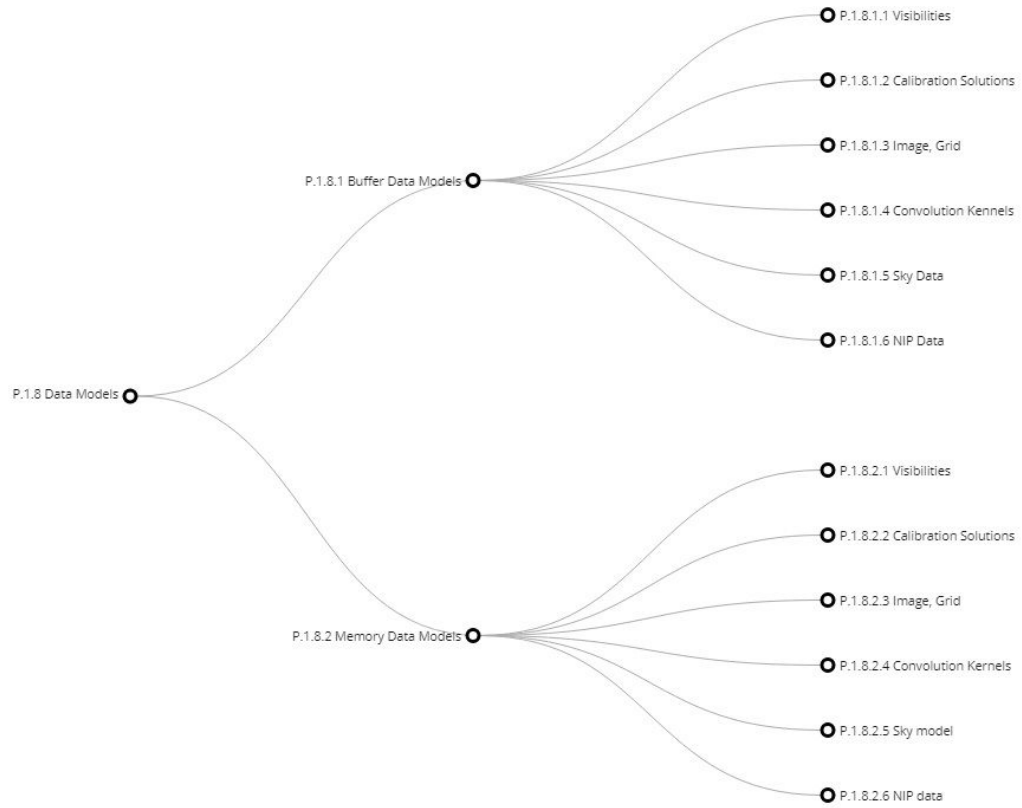
3.1.1.5 P.1.6 Execution Control



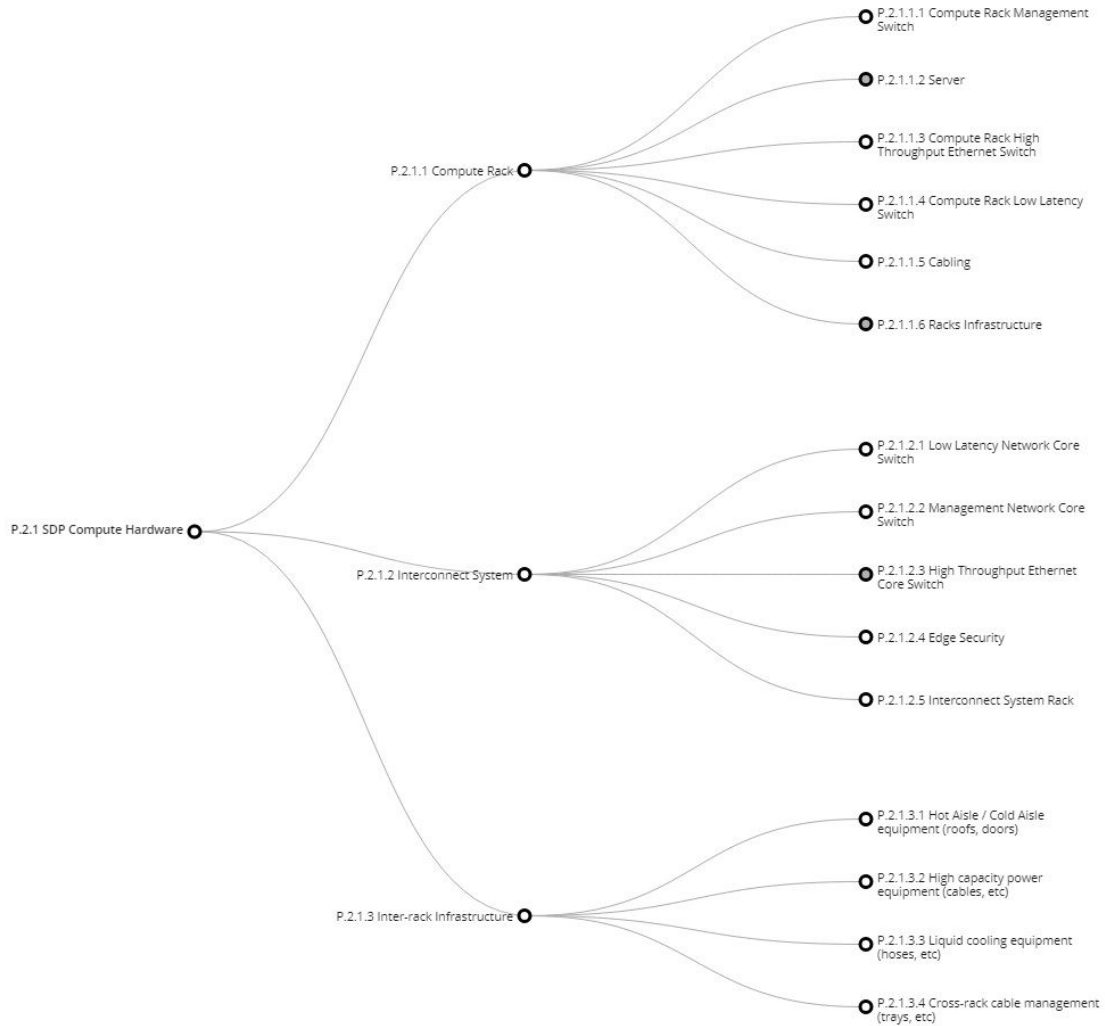
3.1.1.6 P.1.7 SDP Services



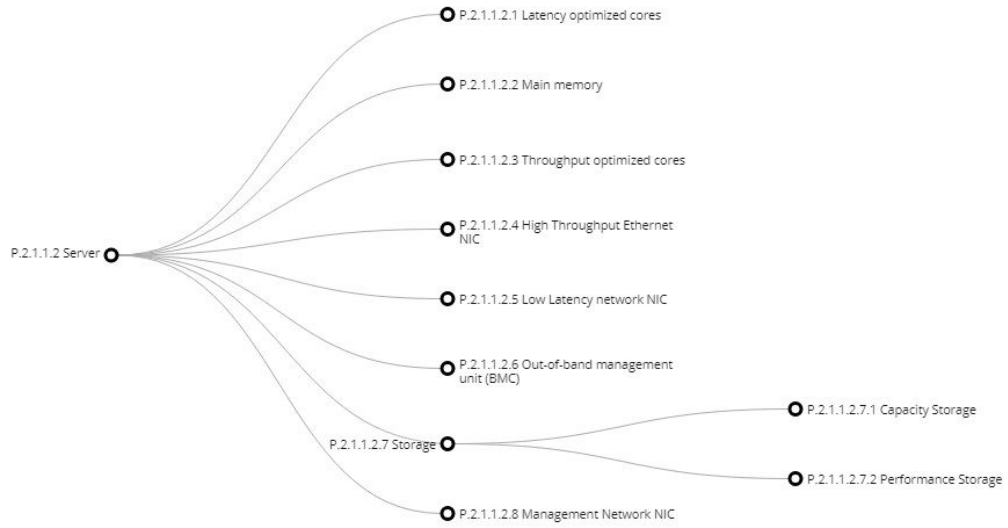
3.1.1.7 P.1.8 Data Models



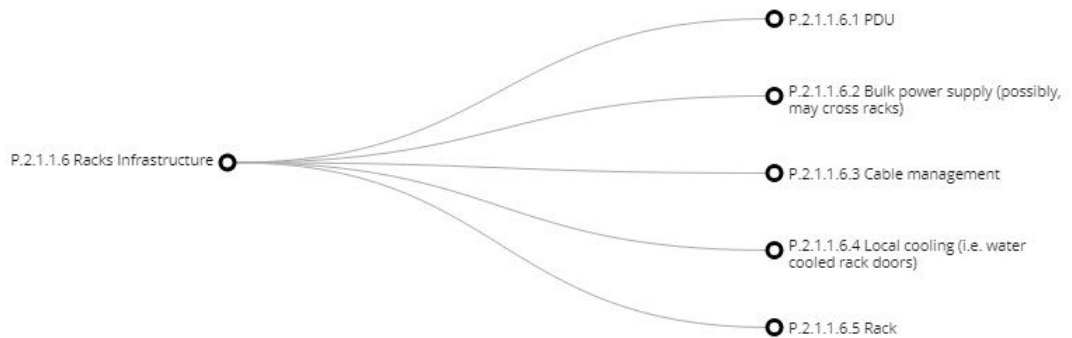
3.1.1.8 P.2.1 SDP Compute Hardware



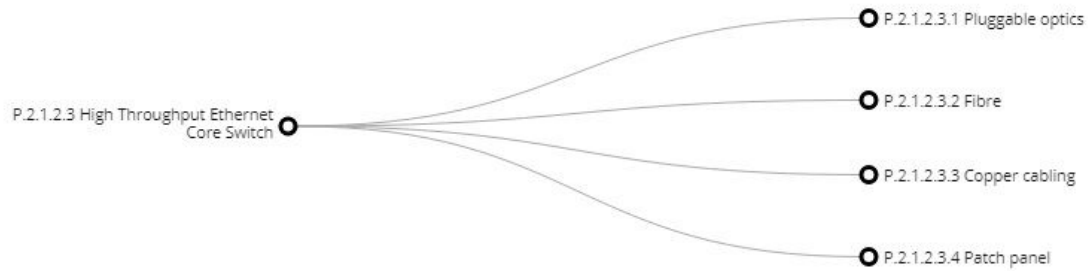
3.1.1.8.1 P.2.1.1.2 Server



3.1.1.8.2 P.2.1.1.6 Racks Infrastructure



3.1.1.8.3 P.2.1.2.3 High Throughput Ethernet Core Switch



3.1.1.9 P.2.2 SDP Preservation Hardware

